

ITA

Geometria e rigore caratterizzano questa particolare libreria che coniuga design e funzionalità. In Eresia i volumi si alternano in un equilibrato gioco di proporzioni. Cubi e parallelepipedi sono intervallati da aperture a giorno in una ludica alternanza di “vuoti” e “pieni”.
Estremamente modulare e componibile, Eresia si inserisce perfettamente in qualsiasi ambiente, dall'ufficio alla zona living: un complemento d'arredo di estrema razionalità che può essere utilizzato anche per separare due diversi ambienti domestici.

EN

Geometry and strictness characterize this particular bookcase that combines design and functionality. In Eresia volumes alternate in a balanced play of proportions. Cubes and parallelepipeds are spaced out with openings in a playful succession of “empty” and “full”.
Extremely modular and sectional, Eresia fits perfectly in any environment, from the office to the living area: a piece of furniture of extreme rationality that can be also used to separate two different home environments.

Informazioni tecniche
Technical information

TOP: DISPONIBILE IN LEGNO O METALLO SPESSORE 20 MM
STRUTTURA: LAMIERA METALLICA SPESSORE 3 MM
BASE: METALLO ALTEZZA 4 CM CON PIEDINI ANTISCIVOLO
ANTE OPZIONALI: CUIOIO CON CHIUSURA MAGNETICA

TOP: AVAILABLE IN WOOD OR MARBLE 20 MM THICK
FRAME: METAL SHEET 3 MM THICK
BASE: METAL HEIGHT 4 CM WITH NON-SLIP FEET
OPTIONAL DOORS: CUIOIO WITH MAGNETIC CLASP



È POSSIBILE MODIFICARE LE DIMENSIONI DEL PRODOTTO ENTRO UN MASSIMO DI 20 CM, CON UN SOVRAPPREZZO DEL 20% SUL PREZZO DI LISTINO. | ANY MODIFICATION IN SIZE IS AVAILABLE ON THIS PRODUCT, WITHIN A 20CM RANGE, WITH A 20% SURCHARGE.



AMURA FORNISCE UNA TELA IN MICROFIBRA UTILE A PRESERVARE TUTTI I PRODOTTI, IN FASE DI TRASPORTO E/O PER NECESSITÀ DEL CLIENTE NEL TEMPO DI UTILIZZO / AMURA PROVIDES A MICROFIBRE CANVAS TO PRESERVE ALL PRODUCTS, DURING TRANSPORT AND FOR CUSTOMER'S NEEDS IN THE USAGE TIME


È RESPONSABILITÀ DELL' ACQUIRENTE VERIFICARE CHE IL PRODOTTO SIA IDONEO E CONFORME AI REQUISITI RICHIESTI, PER LA DESTINAZIONE D'USO E ALLE NORMATIVE VIGENTI NEL LUOGO DI DESTINAZIONE E UTILIZZO DEL PRODOTTO | IT'S THE ACQUIRER'S RESPONSIBILITY TO VERIFY THAT THE PRODUCT IS SUITABLE AND IN COMPLIANCE WITH THE REQUIREMENTS, FOR THE INTENDED USE AND WITH THE REGULATIONS IN FORCE AT THE PLACE OF DESTINATION AND USE OF THE PRODUCT

*I MODULI NON SONO VENDIBILI SINGOLARMENTE, MA UTILI A CREARE COMPOSIZIONI PERSONALIZZABILI | THE MODULES CANNOT BE SOLD SEPARATELY, THEY ARE USEFUL IN CREATING CUSTOMIZABLE COMPOSITIONS

Finiture disponibili
Available finishes



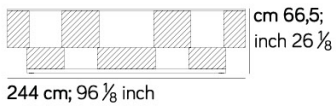
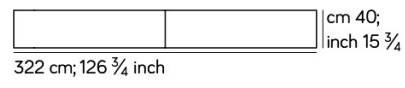
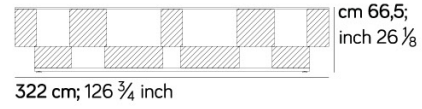
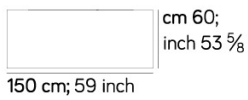
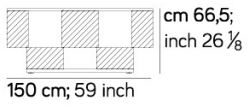

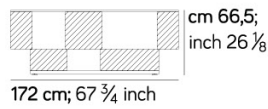

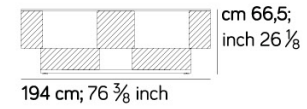

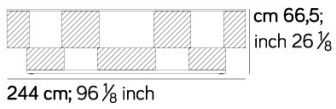
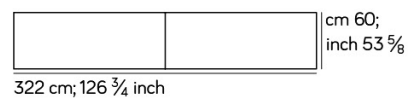
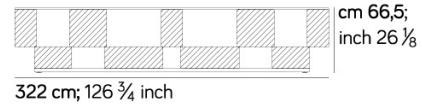
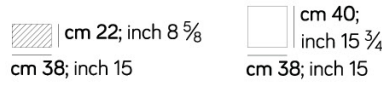
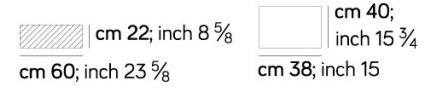
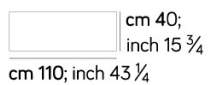
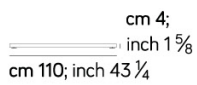
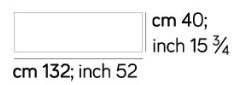
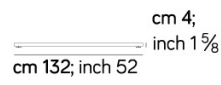
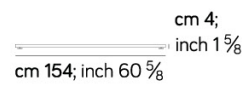

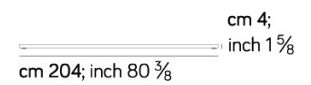
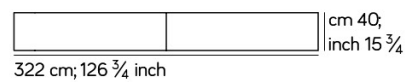
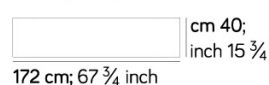


Consigliato da Amura
Suggested by Amura



- PER ALCUNE FINITURE SONO DISPONIBILI ALTRE VARIANTI DI COLORE | FOR SOME FINISHES OTHER COLOR OPTIONS ARE AVAILABLE.
- AL LINK DI SEGUITO È DISPONIBILE UNA SELEZIONE DI FINITURE E RIVESTIMENTI SU RICHIESTA, CON TEMPI E PREZZI DIFFERENTI RISPETTO AI MATERIALI SOPRA INDICATI | AT THE FOLLOWING LINK IS AVAILABLE ON REQUEST, A SELECTION OF FINISHES AND COVERAGES WITH DIFFERENT PRICES AND PRODUCTION TIMES COMPARED TO THE MATERIALS SHOWN ABOVE. <https://amurab.com/en/special-materials/>
- IL PESO DI QUESTO PRODOTTO PUÒ VARIARE IN BASE AL TIPO DI MATERIALE SCELTO | THE WEIGHT OF THIS PRODUCT MAY VARY ACCORDING TO THE MATERIAL CHOSEN

Dimensioni
Dimension

MADIA / SIDEBOARD	ER50	MADIA / SIDEBOARD	ER51	MADIA / SIDEBOARD	ER52
0,33 m ³ / kg 98		0,36 m ³ / kg 109		0,39 m ³ / kg 127	
cm 66,5; inch 26 1/8 150 cm; 59 inch		cm 66,5; inch 26 1/8 172 cm; 67 3/4 inch		cm 66,5; inch 26 1/8 194 cm; 76 3/8 inch	
cm 40; inch 15 3/4 150 cm; 59 inch		cm 40; inch 15 3/4 172 cm; 67 3/4 inch		cm 40; inch 15 3/4 194 cm; 76 3/8 inch	

**MADIA / SIDEBBOARD****ER53**0,51 m³ kg 162**MADIA / SIDEBBOARD****ER54**0,66 m³ kg 243**MADIA / SIDEBBOARD****ER55**0,46 m³ kg 141**MADIA / SIDEBBOARD****ER56**0,51 m³ kg 157**MADIA / SIDEBBOARD****ER57**0,56 m³ kg 180**MADIA / SIDEBBOARD****ER58**0,73 m³ kg 234**MADIA / SIDEBBOARD****ER59**0,95 m³ kg 344**MODULO / MODULE****ER01**0,08 m³ kg 17**MODULO / MODULE****ER02**0,05 m³ kg 13**MODULO / MODULE****ER03**0,05 m³ kg 13**MODULO / MODULE****ER04**0,07 m³ kg 17**BASE / BASE****ER23**0,04 m³ kg 17**BASE / BASE****ER24**0,05 m³ kg 20**BASE / BASE****ER26**0,06 m³ kg 23**BASE / BASE****ER25**0,07 m³ kg 29**BASE / BASE****ER27**0,1 m³ kg 40**TOP / TOP****ER64**0,29 m³ kg 60**TOP / TOP****ER60**0,14 m³ kg 28**TOP / TOP****ER61**0,16 m³ kg 32**TOP / TOP****ER62**0,18 m³ kg 36**TOP / TOP****ER63**0,22 m³ kg 45



MODULO / MODULE ER46

0,11 m³ kg 24

cm 38;
inch 15

cm 38; inch 15

cm 60;
inch 53 5/8

cm 38; inch 15

MODULO / MODULE ER47

0,07 m³ kg 18

cm 38;
inch 15

cm 22; inch 8 5/8

cm 60;
inch 53 5/8

cm 22; inch 8 5/8

MODULO / MODULE ER48

0,07 m³ kg 18

cm 22; inch 8 5/8

cm 38; inch 15

cm 60;
inch 53 5/8

cm 38; inch 15

MODULO / MODULE ER49

0,11 m³ kg 18

cm 22; inch 8 5/8

cm 60; inch 23 5/8

cm 60;
inch 53 5/8

cm 38; inch 15

BASE / BASE ER39

0,06 m³ kg 23

cm 4;
inch 1 5/8

cm 110; inch 43 1/4

cm 60;
inch 53 5/8

cm 110; inch 43 1/4

BASE / BASE ER40

0,07 m³ kg 27

cm 4;
inch 1 5/8

cm 132; inch 52

cm 60;
inch 53 5/8

cm 132; inch 52

BASE / BASE ER42

0,08 m³ kg 31

cm 4;
inch 1 5/8

cm 154; inch 60 5/8

cm 60;
inch 53 5/8

cm 154; inch 60 5/8

BASE / BASE ER41

0,11 m³ kg 40

cm 4;
inch 1 5/8

cm 204; inch 80 3/8

cm 60;
inch 53 5/8

cm 204; inch 80 3/8

BASE / BASE ER43

0,15 m³ kg 54

cm 4;
inch 1 5/8

cm 282; inch 111

cm 60;
inch 53 5/8

cm 282; inch 111

TOP / TOP ER69

0,4 m³ kg 90

cm 2; inch 3/4

322 cm; 126 3/4 inch

cm 60;
inch 53 5/8

322 cm; 126 3/4 inch

TOP / TOP ER65

0,19 m³ kg 42

cm 2; inch 3/4

150 cm; 59 inch

cm 60;
inch 53 5/8

150 cm; 59 inch

TOP / TOP ER66

0,22 m³ kg 48

cm 2; inch 3/4

172 cm; 67 3/4 inch

cm 60;
inch 53 5/8

172 cm; 67 3/4 inch

TOP / TOP ER67

0,25 m³ kg 54

cm 2; inch 3/4

194 cm; 76 3/8 inch

cm 60;
inch 53 5/8

194 cm; 76 3/8 inch

TOP / TOP ER68

0,31 m³ kg 68

cm 2; inch 3/4

244 cm; 96 1/8 inch

cm 60;
inch 53 5/8

244 cm; 96 1/8 inch

ANTA / DOOR ER19

0,08 m³ kg 3

cm 36,5;
inch 14 3/8

cm 36,5; inch 14 3/8

ANTA / DOOR ER20

0,05 m³ kg 3

cm 36,5;
inch 14 3/8

cm 20,5; inch 8 1/8

ANTA / DOOR ER21

0,05 m³ kg 3

cm 20,5; inch 8 1/8

cm 36,5; inch 14 3/8

ANTA / DOOR ER22

0,07 m³ kg 4

cm 20,5; inch 8 1/8

cm 58,5; inch 23