



Salo

The Salo is a fusion of handcrafted rings which emit light from both the internal and external sides through hundreds of individually cut and hand laid faceted diffusers.

Standard profile size: 40x40mm. Up to 12 rings from 30 to 300 cm in diameter. Bespoke options available. Integral LED lighting.

Hanging - Fully adjustable drop height on 1.2mm stainless steel suspension cables.

Light Source - External and internal multifaceted clear diffusers. LED matrix, CRI>95, ~ 50K hours life.

LED standard colour temperature options: 2.7k and 3k (other temperatures available on request)

Power to fixtures: Via suspension cables.

Light Output: decorative lighting element only.

Indicative Lumen level available on request.

LED Driver - Triac Dimmable (5%-100%) as standard, all dimming protocols available on request.

Wattage dependent on sizing.

Output Voltage: 24V.

Input Voltage: 110V-230V-277V, to be specified.

Bespoke options and design service available.

All fittings and installation instructions are provided.

Maintenance

Clean with smooth and dry cloth. Do not use any ammonia, solvents or abrasives. No user serviceable components. Refer to instruction manual for detailed cleaning instructions.

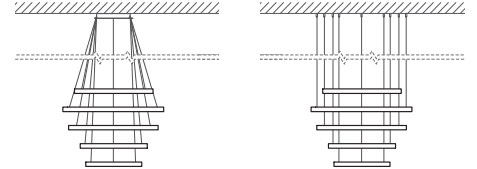
Contact CDH for further technical details/downloads:

technical@camerondesignhouse.com

<https://camerondesignhouse.com>

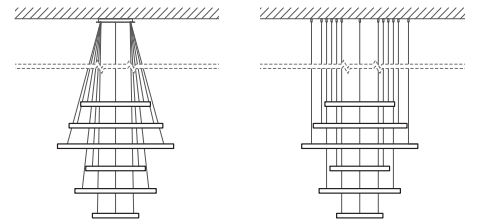
Salo Taso

Standard dimensions:
70,100,90,80,60cm
28",40",36",32",24"



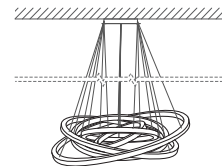
Salo Elama

Standard dimensions:
60,80,100,50,70,40cm
24",32",40",20",28",15"



Salo Lunar

Standard dimensions:
50,65,85,100,120cm
20",25.5",33.5",40",47"



Ceiling Rose or Direct attach as standard. Download our "Standard hanging options" spec for further information. Custom options available.

Finishes and Materials Options

Size limitation for some finishes, please contact CDH for the complete range of finishes and for any further information.

