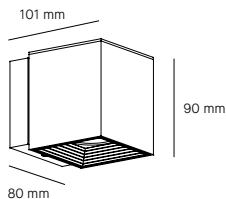
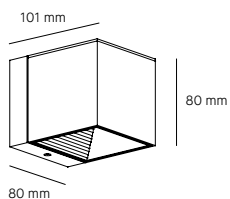



Dau



Milan




Dau 80 AC W.

Ø101 x 80 mm | H. 80 mm
 1 x DOB LED 7W 
 665 lumens | 2.700K | CRI 90
 3-step MacAdam
 PF. 0,95
 Dimmable
 Class I: Basic insulation

Finishes

- 6818 ● Brushed aluminium
- 6819 ● Matt white lacquering (RAL 9016)
- 6820 ● Black satin aluminium

Dau 80 CC W.

Ø101 x 80 mm | H. 90 mm
 1 x Integrated Led 9,3 W 
 956 lumens | 2.700K | CRI 90
 3-step MacAdam
 Driver CC included
 Dimmable leading and trailing
 edge 10-100 %
 PF: 0,90
 Ripple < 10%
 Class I: Basic insulation

Finishes

- 6833 ● Brushed aluminium
- 6834 ● Matt white lacquering (RAL 9016)
- 6835 ● Black satin aluminium

DOWNLOADS

Catalogue

[6818/6819/6820](#)
[6833/6834/6835](#)

3D Files

[6818](#) [6833](#)
[6819](#) [6834](#)
[6820](#) [6835](#)

3D Max Files

[6818](#) [6833](#)
[6819](#) [6834](#)
[6820](#) [6835](#)

Assembly instructions

[6818/6819/6820](#)
[6833/6834/6835](#)

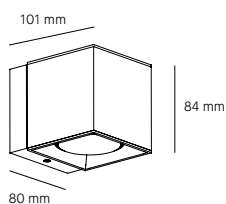
Photometric curve

[6818/6819/6820](#)
[6833/6834/6835](#)

Pure geometry.


Extruded aluminium outer body. Finishes in anodised brushed aluminium, white lacquer (RAL 9016) and satin brushed aluminium in black. Inner bodies: injected aluminium base mount. Injected aluminium LED support and heat sink with a white lacquer finish (RAL 9016).

Injected aluminium upper cover. Finishes in metallic grey lacquer (similar to RAL 9006 Mat), black lacquer (RAL 9005) and white lacquer (RAL 9016).




Dau 80 GU10 W.

Ø101 x 80 mm | H. 84 mm

1 x GU10 Bulb retrofit 8W 

Ø63mm Code 2098

CRI 80 | 720 lumens | 2.700K

Led 8W Ø50mm 

Code 2123

CRI 80 | 700 lumens | 2.700K

Dimmable

Class I: Basic insulation

Finishes

- 4150 ● Brushed aluminium
- 6149 ● Matt white lacquering (RAL 9016)
- 6150 ● Black satin aluminium

Extruded aluminium outer body.
Finishes in anodised brushed aluminium, white lacquer (RAL 9016) and satin brushed aluminium in black.

Inner bodies: injected aluminium base mount. Injected aluminium upper cover. Decorative cover, lampshade in injected polycarbonate.

Finishes in metallic grey lacquer (similar to RAL 6006 Mat), black lacquer (RAL 9005) and white lacquer (RAL 9016).

DOWNLOADS

[Catalogue](#)

3D Files

[4150](#)

[6149](#)

[6150](#)

3D Max Files

[4150](#)

[6149](#)

[6150](#)

[Assembly instructions](#)

Photometric curve

[4150/6149/6150](#)