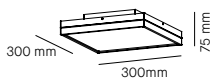



Linea



Milan

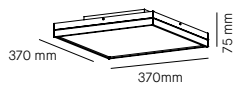


LINEA 500 C.


Ø300 x 300 mm | H. 75 mm
 1 x PCB LED 17 W 
 1650 lumens | 2.700 K | CRI 90
 Dimmable
 Class I: Basic insulation

Finishes

- 6910 ● Matt white lacquering (RAL 9016)
- 6499 ● Brushed aluminium

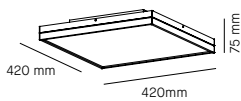


LINEA 500 C.


Ø370 x 370 mm | H. 75 mm
 1 x PCB LED 17 W 
 1650 lumens | 2.700 K | CRI 90
 Dimmable
 Class I: Basic insulation

Finishes

- 6911 ● Matt white lacquering (RAL 9016)
- 6500 ● Brushed aluminium



LINEA 500 C.

Ø420 x 420 mm | H. 75 mm
 1 x PCB LED 29 W 
 2580 lumens | 2.700 K | CRI 90
 Dimmable
 Class I: Basic insulation

Finishes

- 6912 ● Matt white lacquering (RAL 9016)
- 6501 ● Brushed aluminium

DOWNLOADS

Catalogue

[Linea](#)

3D Files

6910	6500
6499	6912
6911	6501

3D Max Files

6910	6500
6499	6912
6911	6501

Assembly instructions

6910	6500
6499	6912
6911	6501

Photometric curve

6910	6500
6499	6912
6911	6501

Economic efficiency index

6910	6500
6499	6912
6911	6501

Framing light

Diffusing shade in optic, acid-etched glass 4 mm thickness. Frame in extruded aluminium with injected aluminium joints. Finishing in satin brushed aluminium and matt white lacquer (RAL 9016). Fixing of the frame

to the base through stainless steel screws. Fixing base in stamped steel, lacquered matt white (RAL 9016) and lacquered grey metal (similar to RAL 9006 matt).