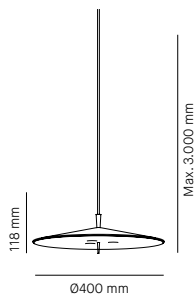
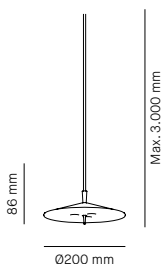



Pla





Milan



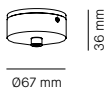
Pla 20 S.

Ø 200 x 86 mm
 H. Max. 3.000 mm
 3 x DOB LED 5 W 
 500 (x3) lumens
 2.700 K | CRI 90
 3-step MacAdam | PF. 0,95
 Dimmable
 Class I: Basic insulation


Finishes

6913  Textured white lacquering
 6914  Anthracite grey lacquering


Accessories





Finishes

2382  Matt white lacquering
 (RAL 9016)
 2383  Matt black lacquering
 (RAL 9005)

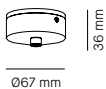
Pla 40 S.

Ø 400 x 118 mm
 H. Max. 3.000 mm
 3 x DOB LED 7 W 
 665 (x3) lumens
 2.700 K | CRI 90
 3-step MacAdam | PF. 0,95
 Dimmable
 Class I: Basic insulation



Finishes

6915  Textured white lacquering
 6916  Anthracite grey lacquering

Accessories



Finishes

2382  Matt white lacquering
 (RAL 9016)
 2383  Matt black lacquering
 (RAL 9005)

DOWNLOADS

[Pla](#)

3D Files

[6913](#)
[6914](#)
[6915](#)
[6916](#)

3D Max Files

[6913](#)
[6914](#)
[6915](#)
[6916](#)

Assembly instructions

[6913](#)
[6914](#)
[6915](#)
[6916](#)

Photometric curve

[6913](#)
[6914](#)
[6915](#)
[6916](#)

Economic efficiency index

[6913](#)
[6914](#)
[6915](#)
[6916](#)

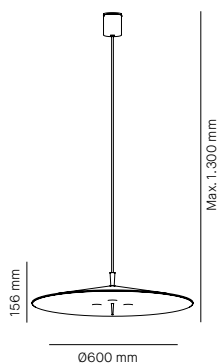
Simplifying complexity

PLA 20 S

Aluminium injected shade. The internal diffuser is manufactured in injected polycarbonate to cover the whole perimeter, leaving only the three direct-to-mains LEDs used in this model, visible. Three-metre electrical cable.

PLA 40 S

Steel stamped shade. Internal diffuser shade in translucent polymethyl-methacrylate (PMMA) with satin-finish, thermoformed to 3 mm thick to cover the whole perimeter, leaving only the three direct-to-mains LEDs used in this model, visible. Three-metre cable.



Pla 60 S.

Ø 600 x 156 mm

H. Max. 1.300 mm

3 x DOB LED 12 W 

1.065 (x3) lumens


2.700 K | CRI 90


3-step MacAdam | PF. 0,95

Dimmable

Class I: Basic insulation

Finishes

6917  Textured white lacquering

6918  Anthracite grey lacquering

DOWNLOADS

[Pla](#)

3D Files

[6917](#)

[6918](#)

3D Max Files

[6917](#)

[6918](#)

Assembly instructions

[6917](#)

[6918](#)

Photometric curve

[6917](#)

[6918](#)

Economic efficiency index

[6917](#)

[6918](#)

Steel stamped shade. Internal diffuser shade in translucent polymethyl-methacrylate (PMMA) with satin-finish, thermoformed to 3 mm thick to cover the whole perimeter,

leaving only the three direct-to-mains LEDs used in this model, visible. Three-metre cable. 60 cm diameter model, includes canopy.