



Nivala

The Nivala chandelier explores the organic beauty created through the repetition of shapes. The fan effect formation of the piece means the design looks different from every angle.

Standard profile size: 120x100mm

Bespoke options available

Up to 4 tiers with rings from 40 to 150cm diameters.

Integral decorative lighting.

Hanging - Fully adjustable drop height on 1.2mm stainless steel suspension cables.

Light Source - LED tube light (replaceable), ~ 12K hours life.

LED standard colour: 2.7k (other temperatures available)

Power to fixtures: Via suspension cables.

Light Output: decorative lighting element only.

Indicative Lumen level available on request.

LED Driver - Triac Dimmable (5%-100%) as standard, all dimming protocols available on request.

Wattage dependent on sizing.

Output Voltage: 24V.

Input Voltage: 110V-230V-277V, to be specified.

Bespoke options and design service available.

All fittings and installation instructions are provided.

Maintenance

Clean with smooth and dry cloth. Do not use any ammonia, solvents or abrasives. No user serviceable components.

Refer to instruction manual for detailed cleaning instructions.

Contact CDH for further technical details/downloads:

technical@camerondesignhouse.com

<https://camerondesignhouse.com>

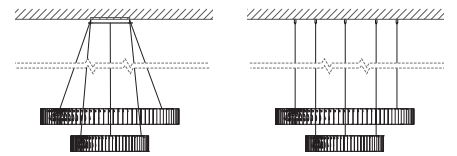
Nivala Single

Standard dimensions:
80cm
32"




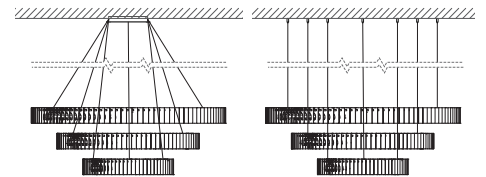
Nivala Double

Standard dimensions:
80,40cm
32",15.5"
100,60cm
40", 24"



Nivala Triple

Standard dimensions:
150,110,70cm
59",43",28"



Ceiling Rose or Direct attach as standard. Download our "Standard hanging options" spec for further information. Custom options available.

Finishes and Materials Options

Size limitation for some finishes, please contact CDH for the complete range of finishes and for any further information.

