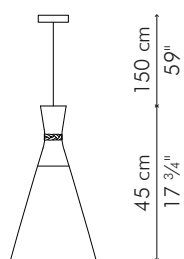



HANGING LAMP



SMALL



 0.25 kg / 0.55 lb

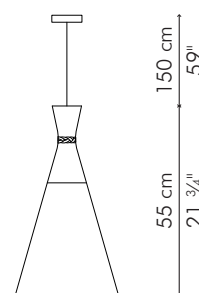
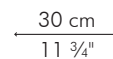
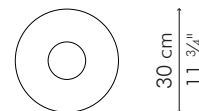
 1 kg / 2 lbs

 0.041 m³

1 x 100 watts

code: LLU-B-0917

MEDIUM



0.35 kg / 0.77 lb

1.25 kg / 2.75 lbs

0.067 m³

1 x 100 watts

LLU-B-1121

Surface mounted pre-wired lamp

E26 / E27

110V - 230V

INDOOR Salago fiber, Buri (palm leaf spines), powder coated steel

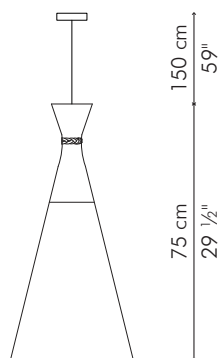
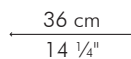
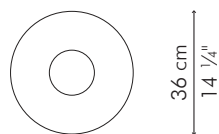


Cream / Brown

HANGING LAMP



LARGE



 0.50 kg / 1 lb

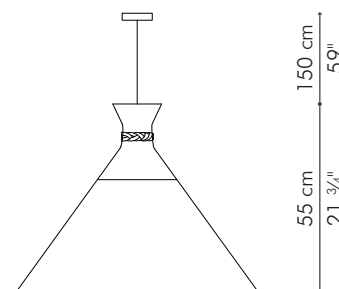
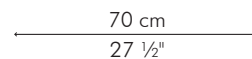
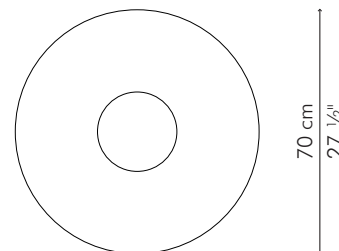
 2.75 kg / 6 lbs

 0.119 m³

1 x 100 watts

code: **LLU-B-1429**

EXTRA LARGE



0.70 kg / 1.5 lbs

5 kg / 11 lbs

0.324 m³

1 x 100 watts

LLU-B-2721

Surface mounted pre-wired lamp

E26 / E27

110V - 230V

INDOOR Salago fiber, Buri (palm leaf spines), powder coated steel



Cream / Brown